



Flipp

Multi-solution interior glass system

Feature - rich product that fits perfectly to any environment.

Elegant and reliable.

DRAFT

dormakaba

Flipp Interior Glass System

Always come at a perfect result

Flipp Interior glass system provides a wide range of solutions - it matches all requirements of every installation environment.

Easy to install and easy to adjust.

The system is suitable for offices and commercial spaces that want to enhance and refresh their look. Interior glass opens offices to light and collaboration in order to facilitate communication and visibility.



Your benefits with Flipp:

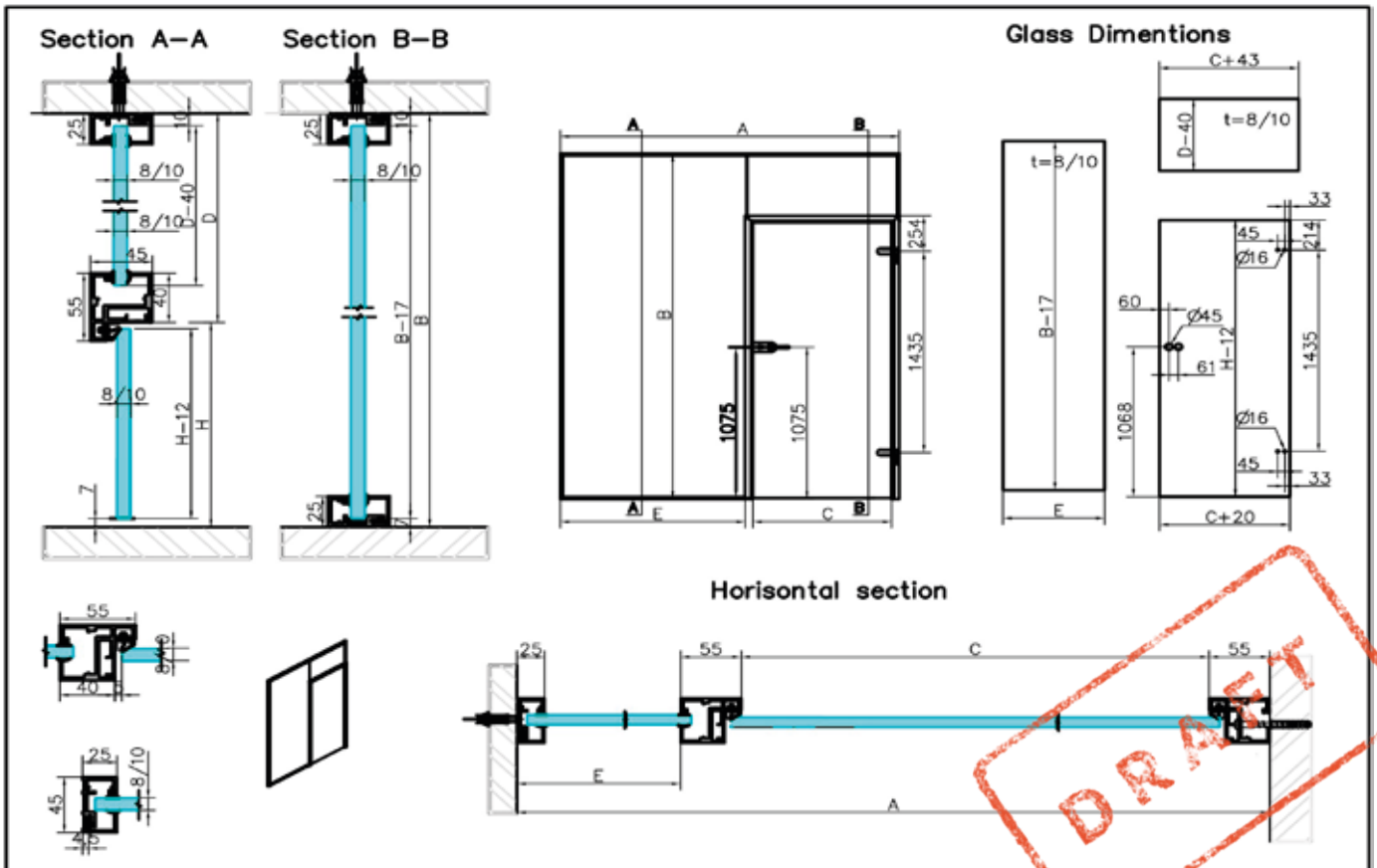
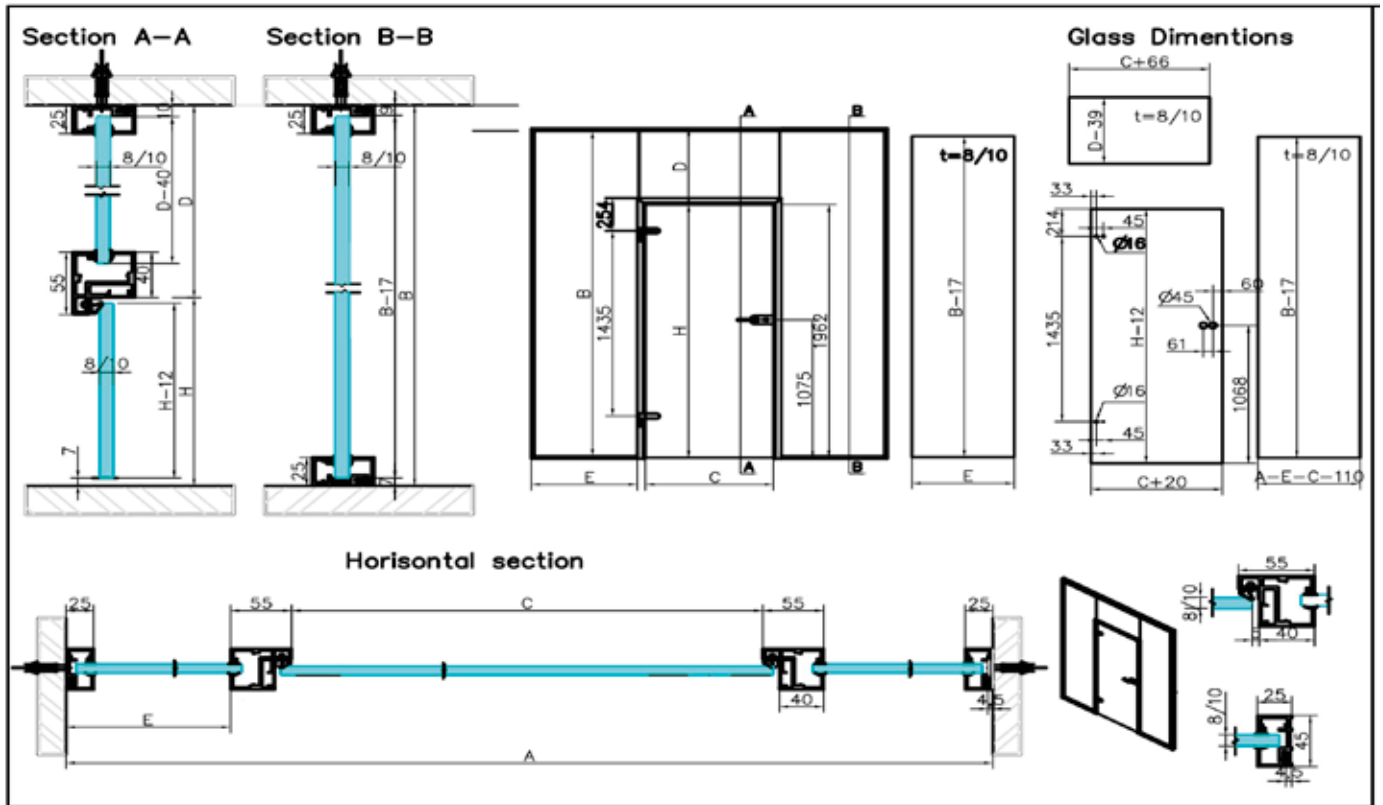
- Design Symmetry - Vertical/Horizontal Frames are in equal width
- Slim connecting profiles
- Max. height up to 3000 mm
- Integrations - fully compatible with Glass door, Electric Strike & Electro Magnet, Access Control
- Integrating Cable Routing/Electrical Sockets
- Easy Integration of all hardware - hinges, locks, lever handle, door Closers
- Various options for Doors – Swing (pivoted & hinged) & Sliding
- Integration of Automatic Swing Door (Porteo) & Sliding Door Systems (Magneo)
- Complete/Total/Turnkey solution for Fixed Partitions & Access Systems (Doors)

Technical data

Glass	Toughened safety glass
Glass thickness	8 mm and 10 mm
Max. Partition Height	3000 mm
Max. door weight	45 - 65 kg (depending on the hinge type)
Applications	Door assemblies with over panel and/or fixed sidelight
Material	Aluminum
Standard finishes	Aluminum, silver anodized EV1
Types of hardware	Compatible with Studio Rondo, Studio Arcos/Office, Junior Office or Medio; c-lever compact; compact reader
Specials	Matching with all fittings for rebate depth of 24 mm

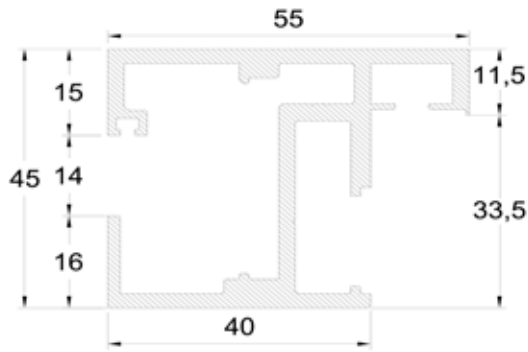


Technical data

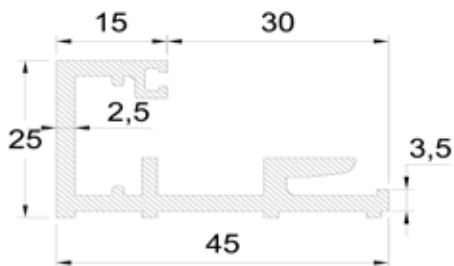


Profiles

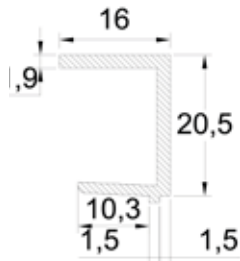
Frame profile



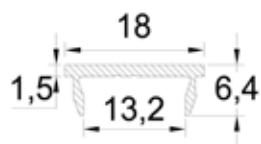
Aluminum wall connecting profile



Glass edging profile for fixed panels



Clips profile



Aluminum connecting profiles between glasses


H Profile



T Profile




90° Profile



DRAFT







Extra features



MUTO

MUTO is a manual sliding door system - with many variations that allow all relevant functions to be configurable from the front.

With MUTO installed on your Flipp system, you benefit from a self-closing function and an integrated lock without an external power supply.



Fits to glass or wooden solutions

Personalized design: Silver, similar to stainless steel, white, specially anodized, special colors - depending on your style

For one and two-leaf doors.

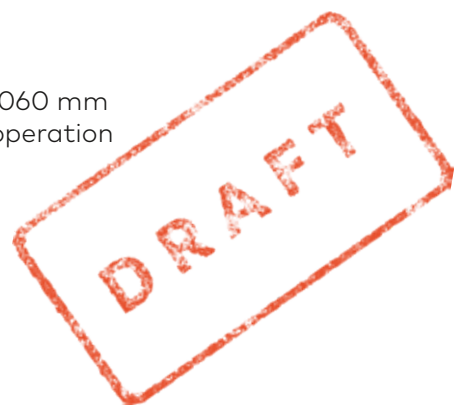


CS 80 Magneo Sliding Door Operator

Outstanding user convenience and unique operational behavior characterize the automatic sliding door operator CS 80 MAGNEO.

The door is driven by the magnetic and thus contactless shear wave of a linear DC motor. The CS 80 MAGNEO thus offers the twin benefits of almost silent operation and the ultimate in reliability.

- Flexible and versatile
- For single-panel doors
- Door width from 650 to 1060 mm
- Simple installation, easy operation
- Modular system





Extra features



TS 92 Door Closer

Flipp Interior Glass System can be combined with TS 92 - the only door closer, that can be installed to toughened glass doors.

- For barrier-free doors
- Easy opening of doors
- Adjustable closing time



Panic device for glass doors

Panic device can be add to Flipp glass system in compliance with fire/life safety codes.



dormakaba c-lever compact

The electronic fitting can easily be installed on the system profiles.

C-lever compact is an elegant and functional door fitting that opens your doors in a natural way: just present an authorized access medium to the c-lever.

You can set your access rights and change them quickly and flexibly whenever you need, operate your system in standalone, remote or online mode.



Extra features



dormakaba compact reader

The electronic fitting can easily be installed on the system profiles.

You can control access for almost unlimited number of users for specific locations and times, while continuing to use the mechanical master key system completely independently.

- Wide range of designs for applications worldwide
- Battery integrated inside housing



Timber doors

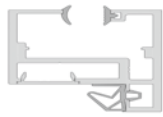
Adding timber door leaf to the glass system is an effective way to enhance the office space look.

- Great option for both modern and traditional spaces
- Design remains clean and simple - it perfectly combines the rich feel of timber doors with the simplicity of glass.



Flipp single components

Order information



Art. No. Description



2761387 Aluminum wall connecting profile



2761386 Glass edging profile for fixed panels



2761178 Adjustable gasket for 8 mm Glass
2761179 Adjustable gasket for 10 mm Glass



2761180 Fixed Gasket for 10 mm Glass



2761239 Corner connector bracket (set of 2)



2761384 Frame profile



2761385 Clips profile



83202700099 Door Gasket for 10mm glass, 8/10mm



2761178 Adjustable gasket for 8 mm Glass
2761179 Adjustable gasket for 10 mm Glass



2761180 Fixed Gasket for 10 mm Glass

Alluminum connecting profiles between glasses



9137451 H Profile for 8 mm glass/stock length 6000 mm
9137469 H Profile for 10 mm glass/stock length 6000 mm



9137273 T Profile for 8 mm glass/stock length 6000 mm
9137229 T Profile for 10 mm glass/stock length 6000 mm



9182091 90° Profile for 8 mm glass/stock length 6000 mm
9137723 90° Profile for 10 mm glass/stock length 6000 mm



Flipp single components



Order information

Art. No.	Description
000000000	Set 1: dimensions - 800 x 2100
	000000000
000000000	Set 2: dimensions - 900 x 2100
000000000	Set 3: dimensions - 1000 x 2100
<p>Included in the price and scope of supply are, depending on system type, all made-to-measure frame profiles, glass edging profiles, strike and sealing profiles, screw-on frame portions, corner connectors and all necessary tapped holes and screws. Corner connector brackets included. Gaskets included.</p>	
<p>Studio Arcos - sets (locks, hinges, sleeves)</p>	
	24.100
	Studio Arcos Non-locking latch
	for 8 mm glass thickness
24.130	for 10 mm glass thickness
	24.102
	Studio Arcos prepared for profile cylinder
	for 8 mm glass thickness
24.132	for 10 mm glass thickness
	24.106
	Studio Arcos Toilet lock
	for 8 mm glass thickness
24.134	for 10 mm glass thickness
	24.120
	Studio Arcos Strike-box
	for 8 mm glass thickness
24.125	for 10 mm glass thickness
<p>Studio Rondo - sets (locks, hinges, sleeves)</p>	
	10.100
	Studio Rondo Non-locking latch
	for 8 mm glass thickness
10.130	for 10 mm glass thickness
	10.102
	Studio Rondo prepared for profile cylinder
	for 8 mm glass thickness
10.132	for 10 mm glass thickness
	10.106
	Studio Rondo Toilet lock
	for 8 mm glass thickness
10.134	for 10 mm glass thickness
	10.120
	Studio Rondo Strike-box
	for 8 mm glass thickness
10.125	for 10 mm glass thickness
	24.301
	Arcos set of levers
	10.314
	Rondo lever
	10.407
	Screw-on frame pivot



Flipp single components

Order information

	Art. No.	Description
	2622-K5	2725-K5 c-lever compact
	9104-K5	9104-K5 Compact reader

DRAFT

CE

